



LIVESTOCK FEEDS PLC
UNAUDITED FINANCIAL STATEMENTS
31 MARCH 2015






LIVESTOCK FEEDS PLC
STATEMENT OF COMPREHENSIVE INCOME
AS AT 31 MARCH 2015

3

	Notes	2015 N'000	2014 N'000
Revenue	8	1,871,478	1,591,976
Cost of sales		(1,660,403)	(1,383,126)
Gross profit		211,076	208,850
Other operating income	10	65,710	23,782
Marketing and distribution expenses		(43,572)	(48,928)
Administrative expenses		(55,047)	(54,743)
Profit from operations		178,168	128,961
Finance expenses	11	(137,625)	(73,906)
Finance income	12	284	2,788
Net finance expense		(137,341)	(71,118)
Profit before taxation		40,827	57,843
Income tax expenses	14	(27,007)	(18,510)
Profit for the year after taxation		13,820	39,333
Other comprehensive income			
Items that will not be reclassified to profit and loss		-	-
Items that will be or may be reclassified to profit and loss		-	-
Total other comprehensive income		-	-
Total comprehensive income		13,820	39,333
Earnings per share			
Basic EPS (kobo)	15	0.69	1.97
Diluted EPS (kobo)	15	0.69	1.97

The accompanying notes on pages 7 to 56 form an integral part of these financial statements.

LIVESTOCK FEEDS PLC						4
STATEMENT OF FINANCIAL POSITION						
AS AT 31 MARCH 2015						
				March	December	March
				2015	2014	2014
				N'000	N'000	
				Notes		
Assets						
Property, plant and equipment			16a	754,304	765,098	770,651
Intangible assets			16c	9,903	5,652	-
Financial assets-available for sale			17a	12,431	11,311	17,963
Total non-current assets				776,637	782,061	788,614
Inventories			18	4,594,071	4,644,342	2,233,275
Trade and other receivables			19	263,981	146,355	944,409
Cash and cash equivalents			20	47,896	159,110	112,931
Assets held for sale			16d	20,919	20,919	-
Total current assets				4,926,867	4,970,726	3,290,615
Total assets				5,703,504	5,752,787	4,079,229
Equity and liabilities						
Equity						
Share capital			21	1,000,000	1,000,000	1,000,000
Share premium			22	493,702	493,702	493,702
Retained earnings				504,018	490,198	236,775
Total equity				1,997,720	1,983,900	1,730,477
Gratuity			23	-	-	-
Deferred tax			14d	91,598	84,801	40,342
Total non-current liabilities				91,598	84,801	40,342
Trade and other payables			24	1,046,331	1,688,396	1,035,731
Short-term borrowings			25	2,478,817	1,926,862	1,164,835
Dividends payable				101	101	101
Current tax payable			14c	88,937	68,727	107,744
Total current liabilities				3,614,186	3,684,086	2,308,410
Total equity and liabilities				5,703,504	5,752,787	4,079,229
The financial statements and notes on pages 3 to 56 were approved by the Board of Directors on 22 March 2015 and signed on its behalf by:						
  						
Larry Ettah			Modupe Asanmo			Gideon F. Ogudu
Chairman			Managing Director			Finance Manager
FRC/2013/IODN/0000002692			FRC/2014/ICAN/0000006546			FRC/2013/ICAN/0000002925
The accompanying notes on pages 7 to 56 form an integral part of these financial statements.						

LIVESTOCK FEEDS PLC
STATEMENT OF CHANGES IN EQUITY
FOR THE YEAR ENDED 31 MARCH 2015

	Share Capital N'000	Share Premium N'000	Retained earnings N'000	Total Equity N'000
Balance at 1 January 2014	1,000,000	493,702	197,442	1,691,144
Comprehensive Income for the year :				
Profit for the year	-	-	39,333	39,333
Other comprehensive income	-	-	-	-
Total comprehensive income	<u>-</u>	<u>-</u>	<u>39,333</u>	<u>39,333</u>
Transactions with owners, recorded directly in equity:				
Issue of shares			-	-
Balance at 31 March 2014	<u>1,000,000</u>	<u>493,702</u>	<u>236,775</u>	<u>1,730,477</u>
Balance at 1 January 2015	<u>1,000,000</u>	<u>493,702</u>	<u>490,198</u>	<u>1,983,900</u>
Comprehensive Income for the year :				
Profit for the year	-	-	13,820	13,820
Other comprehensive income	-	-	-	-
Total comprehensive income	<u>-</u>	<u>-</u>	<u>13,820</u>	<u>13,820</u>
Transactions with owners, recorded directly in equity:				
Issue of shares			-	-
Balance at 31 March 2015	<u>1,000,000</u>	<u>493,702</u>	<u>504,018</u>	<u>1,997,720</u>

The accompanying notes on pages 7 to 56 form an integral part of these financial statements.

LIVESTOCK FEEDS PLC
STATEMENT OF CASH FLOWS
FOR THE YEAR ENDED 31 MARCH 2015

		March 2015 N'000	December 2014 N'000
Cash flows from operating activities:	Notes		
Profit for the year		13,820	254,170
Adjustment for:			
Depreciation	16	30,948	87,623
Assets written off		-	182
Assets transferred		-	-
Adjustment in property, plant and equipment		-	-
Diminution in financial assets - available for sale	17	(1,120)	6,652
Interest paid	11	137,625	220,802
Interest received	12	(284)	(2,789)
Loss/(profit) on sale of property, plant & equipment		(2,994)	992
		<u>177,995</u>	<u>567,632</u>
Increase in inventories		50,271	(2,322,579)
Decrease/(increase) in trade and other receivables		(117,626)	154,928
Increase in trade and other payables		(642,065)	764,410
(Decrease)/increase in income tax payable		20,210	(37,766)
Increase/(decrease) in deferred taxation recognised in income		6,797	44,460
Decrease in provision for gratuity		-	(805.00)
Tax paid		-	-
Cash outflow from operating activities		<u>(504,417)</u>	<u>(829,720)</u>
Cash flows from investing activities			
Purchase of property, plant and equipment	16(a)	(24,569)	(161,607)
Proceeds from disposal of property, plant and equipment		3,159	2,799
Interest received	12	284	2,789
Net cash used in investing activities		<u>(21,126)</u>	<u>(156,019)</u>
Cash flows from financing activities			
Interest on loans and overdraft	11	(137,625)	(220,802)
Proceeds from issue of shares	21	-	-
Proceeds from share premium		-	-
Net Proceeds from bank loans		551,955	1,057,715
Net cash inflow from financing activities		<u>414,330</u>	<u>836,913</u>
Net (decrease)/increase in cash and cash equivalents		<u>(111,214)</u>	<u>(148,826)</u>
Cash and cash equivalents at beginning of the year		159,110	307,936
Cash and cash equivalents at end of the year	20	<u>47,896</u>	<u>159,110</u>

The accompanying notes on pages 7 to 56 form an integral part of these financial statements.

LIVESTOCK FEEDS PLC
FINANCIAL STATEMENTS, 31 MARCH 2015
NOTES TO THE FINANCIAL STATEMENTS

1 Reporting entity

Livestock Feeds Plc was incorporated on 20th March, 1963 and commenced business on 20th May, 1963. The Company was quoted on the Nigerian Stock Exchange in 1978. The Company is engaged principally in the manufacturing and marketing of animal feeds and concentrates. The registered office of the Company is located at 1 Henry Carr Street, Ikeja Lagos

2 Basis of preparation

These financial statements have been prepared in accordance with International Financial Reporting Standards (IFRS's) as issued by the International Accounting Standard Board (IASB) and specifically in compliance with Interim Financial Reporting IAS 34

3 Basis of measurement

The financial statements have been prepared on the historical cost basis, except for the revaluation of certain items of property, plant and equipment and financial assets held for sale at fair value.

The financial statements are presented in Nigerian Naira, which is the Company's functional currency. The financial statements are presented in thousands of Nigerian Naira.

The financial statements were authorised for issue by the Board of Directors on 18 March 2015.

The preparation of financial statements in compliance with IFRS requires management to make certain critical accounting estimates. It also requires management to exercise judgment in applying the Company's accounting policies. Assumptions and estimation uncertainties that have a significant risk of resulting in a material adjustment within the next financial year are included in the notes to the financial statements.

Estimates and underlying assumptions are reviewed on an on-going basis. Revisions to accounting estimates are recognised in the period in which the estimates are revised and in any future period affected.

4 Standards, amendments and interpretation to existing standards that are not yet effective and have not been adopted early by the Company.

At the date of authorisation of these financial statements, certain new standards, amendments and interpretations to existing standards have been published by the International Accounting Standards Board (IASB) but are not yet effective, and have not been adopted early by the company.

Management anticipates that all of the relevant pronouncements will be adopted by the Company in the first period beginning after the effective date of the pronouncement. Information on new standards, amendments and interpretations that are expected to be relevant to the Company's financial statements is provided below:

	IFRS	Nature of change	Application	Impact on initial Application
(i)	IFRS 1 First-time Adoption of International Financial Reporting Standards			
	Annual Improvements (2011-2013 Cycle) Issued December 2013	The amendment to the Basis for Conclusions clarifies that an entity has an option to use either: - The IFRSs that are mandatory at the reporting date, or - One or more IFRSs that are not yet mandatory, if those IFRSs permit early application.	Mandatory adoption for periods beginning on or after 1 July 2014. Early adoption permitted.	No impact, as the Company has already adopted IFRS
(ii)	IFRS 2 Share-based Payment			
	Annual Improvements (2010-2012 Cycle) Issued December 2013	The amendment clarifies vesting conditions by separately defining a performance condition and a service condition, both of which were previously incorporated within the definition of a vesting condition.	Mandatory adoption for periods beginning on or after 1 July 2014. Early adoption permitted.	No impact as the Company has no share based payment
(iii)	IFRS 3 Business Combinations			
	Annual Improvements (2010-2012 Cycle) Issued December 2013	The amendment clarifies that contingent consideration is assessed as either being a liability or an equity instrument on the basis of IAS 32 Financial Instruments: Presentation, and also requires contingent consideration that is not classified as equity to be remeasured to fair value at each reporting date, with changes in fair value being reported in profit or loss.	Mandatory adoption for periods beginning on or after 1 July 2014. Early adoption permitted.	No impact, as Company is not involved in any business combination.
	Annual Improvements (2011-2013 Cycle) Issued December 2013	The amendments to IFRS 3 clarify that: - The formation of all types of joint arrangements as defined in IFRS 11 (ie joint ventures and joint operations) are excluded from the scope of IFRS 3 - The scope exception only applies to the accounting by the joint arrangement in its own financial statements and not to the accounting by the parties to the joint arrangement for their interests in the joint arrangement.	Mandatory adoption for periods beginning on or after 1 July 2014. Early adoption permitted.	No impact
(iv)	IFRS 5 Non-current Assets Held for Sale and Discontinued Operations			
	Annual Improvements (2012-2014 Cycle) Issued December 2013	The amendment clarifies that the reclassification of an asset or disposal group from being held for sale to being held for distribution to owners, or vice versa is considered to be a continuation of the original plan of disposal. Upon reclassification, the classification, presentation and measurement requirements of IFRS 5 are applied. If an asset ceases to be classified as held for distribution to owners, the requirements of IFRS 5 for assets that cease to be classified as held for sale apply.	Mandatory adoption for periods beginning on or after 1 January 2016. Early adoption permitted.	The Company will assess the impact on adoption of the Standard and when it holds assets as 'distribution to owner'

	IFRS	Nature of change	Application	Impact on initial Application
(v)	IFRS 7 Financial Instruments: Disclosures			
	Annual Improvements (2012-2014 Cycle)	<p>The IASB clarified the circumstances in which an entity has continuing involvement from the servicing of a transferred asset. Continuing involvement exists if the servicer has a future interest in the performance of the transferred financial asset. Examples of situations where continuing involvement exists are where a transferor's servicing fee is:</p> <ul style="list-style-type: none"> - A variable fee which is dependent on the amount of the transferred asset that is ultimately recovered; or - A fixed fee that may not be paid in full because of non-performance of the transferred financial asset. <p>The amendment is required to be applied retrospectively in accordance with IAS 8 Accounting Policies, Changes in Accounting Estimates and Errors. However, the amendment needs not to be applied for any period beginning before the annual period in which the entity first applies the A consequential amendment has been made to IFRS 1 First-time Adoption of International Financial Reporting Standards, in order that the same transitional provision applies to first time adopters. Applicability of the offsetting amendments in condensed interim financial statements</p> <p>A further amendment to IFRS 7 has clarified that the application of the amendment Offsetting Financial Assets and Financial Liabilities (Amendments to IFRS 7) issued in December 2011 is not explicitly required for all interim periods. However, it is noted that in some cases these disclosures may need to be included in condensed interim financial statements in order to comply with IAS 34.</p>	Mandatory adoption for periods beginning on or after 1 January 2016. Early adoption permitted.	The Company is yet to assess the impact of the adoption of this standard.
(vi)	IFRS 8 Operating Segments			
	Annual Improvements (2010-2012 Cycle) Issued: December 2013	<p>The amendments require additional disclosures regarding management's judgements when operating segments have been aggregated in determining reportable segments, including:</p> <ul style="list-style-type: none"> - A description of the operating segments that have been aggregated - The economic indicators considered in determining that the aggregated operating segments share similar economic characteristics. <p>Reconciliation of the total of a reportable segment's assets to the entity's assets:</p> <p>The amendment clarifies that a reconciliation of the total of reportable segments assets to the entity's assets is only required if a measure of segment assets is regularly provided to the chief operating decision maker.</p>	Mandatory adoption for periods beginning on or after 1 July 2014. Early adoption permitted.	The Company would implement the standard on adoption.

	IFRS	Nature of change	Application	Impact on initial Application
(vii)	IFRS 9 Financial Instruments			
	IFRS 9 (2009) Issued: November 2009	<p>IFRS 9 (2009) applies to all assets within the scope of IAS 39 Financial Instruments: Recognition and Measurement. IFRS 9 requires that on initial recognition, all financial assets are measured at fair value (plus an adjustment for certain transaction costs if they are not measured as at fair value through profit or loss) and are classified into one of two subsequent measurement categories:</p> <ul style="list-style-type: none"> - Amortised cost - Fair value. <p>IFRS 9 (2009) eliminates the Held to Maturity (HTM), Available for Sale (AFS) and Loans and Receivables categories. In addition, the exception under which equity instruments and derivatives are measured at cost rather than fair value, where the fair value cannot be reliably determined, has been eliminated with fair value measurement being required for all of these instruments. A financial asset is measured after initial recognition at amortised cost only if it meets the following two conditions:</p> <ol style="list-style-type: none"> 1. The objective of an entity's business model is to hold the financial asset in order to collect contractual cash flows 2. The contractual terms of the financial asset give rise on specified dates to cash flows that are solely payments of principal and interest on the principal amount outstanding. 	Can only be applied if an entity's date of initial application is before February 2015.	To be implemented on adoption of the standard.
		<p>All other instruments are required to be measured after initial recognition at fair value. IFRS 9 (2009) retains the current requirement for financial instruments that are held for trading to be recognised and measured at fair value through profit or loss, including all derivatives that are not designated in a hedging relationship.</p> <p>Hybrid contracts with a host that are within the scope of IFRS 9 (2009) (ie a financial host) must be classified in their entirety in accordance with the classification approach summarised above. This eliminates the existing IAS 39 requirement to account separately for a host contract and certain embedded derivatives. The embedded derivative requirements under IAS 39 continue to apply where the host contract is a non-financial asset and for financial liabilities.</p>		

	IFRS	Nature of change	Application	Impact on initial Application
		<p>IFRS 9 (2009) includes an option which permits investments in equity instruments to be measured at fair value through other comprehensive income. This is an irrevocable election to be made, on an instrument by instrument basis, at the date of initial recognition. Where the election is made, no amounts are subsequently recycled from other comprehensive income to profit or loss. Where this option is not taken, equity instruments with the scope of IFRS 9 (2009) are classified as at fair value through profit or loss. Irrespective of the approach adopted for the equity instrument itself, dividends received on an equity instrument are always recognised in profit or loss (unless they represent a return of the cost of investment).</p> <p>Subsequent reclassification of financial assets between the amortised cost and fair value categories is prohibited, unless an entity changes its business model for managing its financial assets in which case reclassification is required. However, the guidance is restrictive and such changes are expected to be very infrequent. IFRS 9 (2009) states explicitly that the following are not changes in business model:</p> <ol style="list-style-type: none"> 1. A change in intention relating to particular financial assets (even in circumstances of significant changes in market conditions) 2. A temporary disappearance of a particular market for financial assets 3. A transfer of financial assets between parts of the entity with different business models. 		
(viii)	IFRS 9 (2010) Issued: October 2011	As noted above, IFRS 9 (2009) was published in November 2009 and contained requirements for the classification and measurement of financial assets. Equivalent requirements for financial liabilities were added in October 2010, with most of them being carried forward unchanged from IAS 39.		

	IFRS	Nature of change	Application	Impact on initial Application
		<p>In consequence:</p> <ul style="list-style-type: none"> - A financial liability is measured as at fair value through profit or loss (FVTPL) if it is held for trading, or is designated as at FVTPL using the fair value option - Other liabilities are measured at amortised cost. <p>In contrast to the requirements for financial assets, the bifurcation requirements for embedded derivatives have been retained; similarly, equity conversion features will continue to be accounted for separately by the issuer.</p> <p>However, some changes have been made, in particular to address the issue of where changes in the fair value of an entity's financial liabilities designated as at FVTPL using the fair value option, which arise from changes in the entity's own credit risk, should be recorded. This amendment is a result of consistent feedback received by the IASB from its constituents that changes in an entity's own credit risk should not affect profit or loss unless the IFRS 9 (2010) requires that changes in the fair value of financial liabilities designated as at FVTPL which relate to changes in an entity's own credit risk should be recognised directly in other comprehensive income (OCI).</p> <p>However, as an exception, where this would create an accounting mismatch (which would be where there is a matching asset position that is also measured as at FVTPL), an irrevocable decision can be taken to recognise the entire change in fair value of the financial liability in profit or loss.</p>		
(ix)	IFRS 9 (2013) Issued: November 2013	<p>Three significant changes/additions were made compared to the previous version of IFRS 9:</p> <ul style="list-style-type: none"> - Add new hedge accounting requirements - Withdraw the previous effective date of 1 January 2015 and leave it open pending the completion of outstanding phases of IFRS 9 - Make the presentation of changes in 'own credit' in other comprehensive income (OCI) for financial liabilities under the fair value option available for early adoption without early application of the other requirements of IFRS 9. <p>The new hedge accounting requirements are more principles-based, less complex, and provide a better link to risk management and treasury operations than the requirements in IAS 39 Financial Instruments: Recognition and Measurement.</p> <p>The new model allows entities to apply hedge accounting more broadly to manage profit or loss mismatches, and as a result reduce 'artificial' hedge ineffectiveness that can arise under IAS 39.</p>	Can only be applied if an entity's date of initial application is before February 2015.	

	IFRS	Nature of change	Application	Impact on initial Application
		<p>Key changes introduced by the new model include:</p> <ul style="list-style-type: none"> - Simplified effectiveness testing, including removal of the 80-125% highly effective threshold - More items will now qualify for hedge accounting, eg pricing components within a non-financial item, and net foreign exchange cash positions - Entities can hedge account more effectively the exposures that give rise to two risk positions (eg interest rate risk and foreign exchange risk, or commodity risk and foreign exchange risk) that are managed by separate derivatives over different periods - Less profit or loss volatility when using options, forwards, and foreign currency swaps - New alternatives available for economic hedges of credit risk and 'own use' contracts which will reduce profit or loss volatility. 		
(x)	IFRS 9 (2014) Issued: July 2014	<p>IFRS 9 Financial Instruments (2014) incorporates the final requirements on all three phases of the financial instruments projects - classification and measurement, impairment, and hedge accounting. IFRS 9 (2014) adds to the existing IFRS 9:</p> <ul style="list-style-type: none"> - New impairment requirements for all financial assets that are not measured at fair value through profit or loss . -Amendments to the previously finalised classification and measurement requirements for financial assets. <p>In a major change, which will affect all entities, a new 'expected loss' impairment model in IFRS 9 (2014) replaces the 'incurred loss' model in IAS 39 Financial Instruments:</p> <ul style="list-style-type: none"> - impairment model is a more 'forward looking' model in that a credit event (or impairment 'trigger') no longer has to occur before credit losses are recognised. For financial assets measured at amortised cost or fair value through other comprehensive income (FVTOCI), an entity will now always recognise (at a minimum) 12 months of expected losses in profit or loss. Lifetime expected losses will be recognised on these assets when there is a significant increase in credit risk after initial recognition. 	<p>Mandatory adoption for periods beginning on or after 1 January 2018. Early adoption permitted.</p>	<p>The Company is still assessing the impact of adoption.</p>

IFRS	Nature of change	Application	Impact on initial Application
	<p>For trade receivables there is a practical expedient to calculate expected credit losses using a provision matrix based on historical loss patterns or customer bases. However, those historical provision rates would require adjustments to take into account current and forward looking information. The new impairment requirements are likely to bring significant changes. Although provisions for trade receivables may be relatively straightforward to calculate, new systems and approaches may be needed. However, for financial institutions the changes are likely to be very significant and require significant changes to internal systems and processes in order to capture the required information.</p> <p>In other changes, IFRS 9 (2014) also introduces additional application guidance to clarify the requirements for contractual cash flows of a financial asset to be regarded as giving rise to payments that are Solely Payments of Principal and Interest (SPPI), one of the two criteria that need to be met for an asset to be measured at amortised cost. Previously, the SPPI test was restrictive, and the changes in the application of the SPPI test will result in additional financial assets being measured at amortised cost. For example, certain instruments with regulated interest rates may now qualify for amortised cost measurement, as might some</p> <p>A third measurement category has also been added for debt instruments - FVTOCI. This new measurement category applies to debt instruments that meet the SPPI contractual cash flow characteristics test and where the entity is holding the debt instrument to both collect the contractual cash flows and to sell the financial assets.</p> <p>In comparison with previous versions of IFRS 9, the introduction of the FVTOCI category may result in less profit or loss volatility, in particular for entities such as insurance companies which hold large portfolios with periodic buying and selling</p> <p>The amendments could lead to significant reclassifications of debt instruments across the different measurement categories: amortised cost, FVTOCI, and FVTPL. This may lead to less volatility in profit or loss for debt investment portfolios, but greater equity volatility if assets are reclassified from amortised cost to FVTOCI (which could affect regulatory capital).</p>		

	IFRS Reference	Nature of change	Application date	Impact on initial Application
(xi)	IFRS 9 (own credit risk requirements)	<p>IFRS 9 (2014) provides an option to early adopt the 'own credit' provisions for financial liabilities measured at fair value through profit or loss (FVTPL) under the fair value option without any of the other requirements of IFRS 9. This option will remain available until 1 January 2018. Entities that use the fair value option and designate financial liabilities at fair value through profit or loss (FVTPL) present the fair value changes in 'own credit' in OCI instead of profit or loss.</p> <p>Therefore, for financial liabilities designated at FVTPL, entities can continue to apply IAS 39 Financial Instruments: Recognition and Measurement but follow the presentation requirement in IFRS 9 and present the changes in 'own credit' in OCI.</p> <p>This amendment is expected to mainly affect financial institutions and insurers.</p>	Can be applied until the effective date of IFRS 9 (2014) which is 1 January 2018.	
(xii)	IFRS 10 Consolidated financial statements			
	Amendments to IFRS 10 Issued: September 2014	<p>Amendments to IFRS 10 and IAS 28 - Sale or Contribution of Assets between an Investor and its Associate or Joint Venture</p> <p>The amendments clarify the accounting for transactions where a parent loses control of a subsidiary, that does not constitute a business as defined in IFRS 3 Business Combinations, by selling all or part of its interest in that subsidiary to an associate or a joint venture that is accounted for using the equity method.</p> <p>In the case of any retained interest in the former subsidiary, gains and losses</p> <ul style="list-style-type: none"> - The retained interest is accounted for as an associate or joint venture using the equity method: <p>The parent recognises the gain or loss in profit or loss only to the extent of the unrelated investors' interests in the new associate or joint venture. The remainder is eliminated against the carrying amount of the investment in the associate or joint venture.</p> <ul style="list-style-type: none"> - The retained interest is accounted for at fair value in accordance with IFRS 9 Financial Instruments: <p>The parent recognises the gain or loss in full in profit or loss.</p>	Mandatory adoption for periods beginning on or after 1 January 2016. Early adoption permitted.	No impact.

	IFRS Reference	Nature of change	Application date	Impact on initial Application
(xiii)	IFRS 11 Joint Arrangements			
	Amendments to IFRS 11 Issued: May 2014	Amendments to IFRS 11 - Accounting for Acquisitions of Interests in Joint Operations The amendments require an entity to apply all of the principles of IFRS Business Combinations when it acquires an interest in a joint operation that constitutes a business as defined by IFRS 3. The amendment also includes two new Illustrative Examples: - Accounting for acquisitions of interests in joint operations in which the activity constitutes a business - Contributing the right to use know-how to a joint operation in which the activity constitutes a business. A consequential amendment to IFRS 1 First-time Adoption of International Financial Reporting Standards has also been made, to clarify that the exemption from applying IFRS 3 to past business combinations upon adoption of IFRS also applies to past acquisitions of interests in joint operations in which the activity of the joint operation constitutes a business, as defined in IFRS 3.	Mandatory adoption for periods beginning on or after 1 January 2016. Early adoption permitted.	No impact.
(xiv)	IFRS 13 Fair Value Measurement			
	Annual Improvements (2010-2012 Cycle) Issued: December 2013	The amendment clarifies that short-term receivables and payables with no stated interest rate can still be measured at the invoice amount without discounting, if the effect of discounting is immaterial.	Mandatory adoption for periods beginning on or after 1 July 2014. Early adoption permitted.	No impact.
(xv)	Scope of IFRS 13.52 (portfolio exemption)			
	Improvements (2011-2013 Cycle) Issued: December 2013	IFRS 13.52 defines the scope of the exception that permits an entity to measure the fair value of a group of financial assets and financial liabilities on a net basis. This is often referred to as the portfolio exception. The amendment clarifies that the portfolio exception applies to all contracts within the scope of IAS 39 Financial Instruments: Recognition and Measurement (or IFRS 9 Financial Instruments if this has been adopted early), regardless of whether they meet the definition of financial assets or financial liabilities in IAS 32 Financial Instruments: Presentation.	Mandatory adoption for periods beginning on or after 1 July 2014. Early adoption permitted.	No impact.
(xvi)	IFRS 14 Regulatory Deferral Accounts			
	IFRS 14 Issued: January 2014	In many countries, industry sectors (including utilities such as gas, electricity and water) are subject to rate regulation where governments regulate the supply and pricing. This can have a significant effect on the amount and timing of an entity's revenue. Some national GAAPs require entities that operate in industry sectors subject to rate regulation, to recognise associated assets and liabilities. The scope of IFRS 14 is narrow, with this extending to cover only those entities that:	Mandatory adoption for periods beginning on or after 1 January 2016. Early adoption permitted.	No impact.

	IFRS Reference	Nature of change	Application date	Impact on initial Application
		<p>- Are first-time adopters of IFRS</p> <p>- Conduct rate regulated activities</p> <p>- Recognise associated assets and/or liabilities in accordance with their current national GAAP.</p> <p>Entities within the scope of IFRS 14 would be afforded an option to apply their previous local GAAP accounting policies for the recognition, measurement and impairment of assets and liabilities arising from rate regulation, which would be termed regulatory deferral account balances. Any regulatory deferral account balances, and their associated effect on profit or loss, would be recognised and presented separately from other items in the primary financial statements. As a result, for those entities that elect to adopt IFRS 14, all other line items and subtotals would exclude the effects of regulatory deferral accounts, meaning that they would be comparable with other entities that report in accordance with IFRS but do not apply</p> <p>Application guidance is included in IFRS 14 in respect of other IFRSs that would need to be considered alongside the previous national GAAP accounting requirements in order for these regulatory deferral accounts to be accounted for appropriately in an entity's IFRS financial statements, including:</p> <ul style="list-style-type: none"> - IAS 10 Events after the Reporting Period - IAS 12 Income Taxes - IAS 28 Investments in Associates and Joint Ventures - IAS 33 Earnings per Share - IAS 36 Impairment of Assets - IFRS 3 Business Combinations - IFRS 5 Non-current Assets Held for Sale and Discontinued Operations - IFRS 10 Consolidated Financial Statements - IFRS 12 Disclosure of Interests in Other Entities. 		

	IFRS Reference	Nature of change	Application date	Impact on initial Application
(xvii)	IFRS 15 Revenue from Contracts with Customers			
	IFRS 15 Issued: May 2014	<p>IFRS 15 Revenue from Contracts with Customers supersedes IAS 18 Revenue, IAS 11 Construction Contracts and related Interpretations (IFRIC 13 Customer Loyalty Programmes, IFRIC 15 Agreements for the Construction of Real Estate, IFRIC 18 Transfers of Assets from Customers and SIC 31 Revenue - Barter Transactions Involving Advertising Services). The objective of IFRS 15 is to clarify the principles of revenue recognition. This includes removing inconsistencies and perceived weaknesses and improving the comparability of revenue recognition practices across companies, industries and capital markets. In doing so IFRS 15 establishes a single revenue recognition framework. The core principle of the framework is, that an entity should recognise revenue to depict the transfer of promised goods or services to customers in an amount that reflects the consideration to which the entity expects to be entitled in exchange for those goods. To accomplish this, IFRS 15 requires the application of the following five steps:</p> <ol style="list-style-type: none"> 1. Identify the contract 2. Identify the performance obligation(s) 3. Determine the transaction price 4. Allocate the transaction price to each performance obligation 5. Recognise revenue when each performance obligation is satisfied. <p>IFRS 15 also includes specific guidance related to several additional topics, some of the key areas are:</p> <ul style="list-style-type: none"> - Contract costs - Sale with a right of return - Warranties - Principal vs agent considerations - Customer options for additional goods and services - Customers unexercised rights - Non-refundable upfront fees (and some related costs) - Licensing Repurchase agreements - Consignment arrangements - Bill-and-hold arrangements - Customer acceptance. <p>Furthermore the guidance significantly enhances the required qualitative and quantitative disclosures related to revenue. The main objective of the requirements is the disclosure of sufficient information in terms of the nature, amount, timing and uncertainty of revenue and cash flows arising from contracts with customers. In order to meet this objective, IFRS 15 requires specific disclosures for contracts with customers and significant judgements.</p>	Mandatory adoption for periods beginning on or after 1 January 2017. Early adoption permitted.	The Company is currently assessing the impact on adoption.

	IFRS Reference	Nature of change	Application date	Impact on initial Application
(xviii)	IAS 16 Property, Plant and Equipment			
	Annual Improvements (2010-2012 Cycle) Issued: December 2013	<p>Revaluation method - proportionate restatement of accumulated depreciation</p> <p>The amendment clarifies the computation of accumulated depreciation when items of property, plant and equipment are subsequently measured using the revaluation model. The net carrying amount of the asset is adjusted to the revalued amount, and either:</p> <p>i. The gross carrying amount is adjusted in a manner consistent with the net carrying amount (eg proportionately to the change in the [net] carrying value, or with reference to observable market data). Accumulated depreciation is then adjusted to equal the difference between the gross and net carrying amounts</p> <p>ii. Accumulated depreciation is eliminated against the gross carrying amount.</p>	Mandatory adoption for periods beginning on or after 1 July 2014. Early adoption permitted.	The standard is not expected to have a material impact on the future financial statements.
(xix)	Amendments to IAS 16 and IAS 38 - Clarification of Acceptable Methods of Depreciation and Amortisation			
	Amendments to IAS 16 Issued: May 2014	<p>Paragraph 62A of IAS 16 has been added to prohibit the use of revenue-based methods of depreciation for items of property, plant and equipment.</p> <p>Paragraph 62A clarifies that this is because the revenue generated by an activity that includes the use of an item of property, plant and equipment generally reflects factors other than the consumption of the economic benefits of the item, such as:</p> <ul style="list-style-type: none"> - Other inputs and processes - Selling activities and changes in sales - Volumes and prices, and - Inflation. <p>Paragraph 56 of IAS 16, which includes guidance for the depreciation amount and depreciation period, has been expanded to state that expected future reductions in the selling price of items produced by an item of property, plant and equipment could indicate technical or commercial obsolescence (and therefore a reduction in the economic benefits embodied in the item), rather than a change in the depreciable amount or period of the item.</p>	Mandatory adoption for periods beginning on or after 1 January 2016. Early adoption permitted.	The Company is currently assessing the impact on adoption.

	IFRS Reference	Nature of change	Application date	Impact on initial Application
(xx)	IAS 19 Employee Benefits			
	Amendments to IAS 19 Issued: November 2013	Amendments to IAS 19 - Defined Benefit Plans: Employee Contributions The amendment introduces a narrow scope amendments that: - Provides a practical expedient for certain contributions from employees or third parties to a defined benefit plan, but only those contributions that are independent of the number of years of service - Clarifies the treatment of contributions from employees or third parties to a defined benefit plan that are not subject to the practical expedient. These are accounted for in the same way that the gross benefit is attributed in accordance with IAS 19.70. Contributions that are independent of the number of years of service include: - Contributions that are based on a fixed percentage of salary - Contributions of a fixed amount throughout the service period - Contributions that are dependent on the employee's age.	Mandatory adoption for periods beginning on or after 1 July 2014. Early adoption permitted.	The standard is not expected to have a material impact on the future financial statements.
(xxi)	IAS 19 Employee Benefits			
	Annual Improvements (2012-2014 Cycle) Issued: September 2014	The guidance in IAS 19 has been clarified and requires that high quality corporate bonds used to determine the discount rate for the accounting of employee benefits need to be denominated in the same currency as the related benefits that will be paid to the employee. Entities are required to apply the amendment from the earliest comparative period presented in the financial statements, with initial adjustments being recognised in retained earnings at the beginning of that period.	Mandatory adoption for periods beginning on or after 1 January 2016. Early adoption permitted.	The standard is not expected to have a material impact on the future financial statements.
(xxii)	IAS 24 Related Party Disclosures			
	Annual Improvements (2010-2012 Cycle) December 2013	The amendment clarifies that an entity that provides key management personnel services (management entity) to a reporting entity (or to the parent of the reporting entity), is a related party of the reporting entity, and: - Would require separate disclosure of amounts recognised as an expense for key management personnel services provided by a separate management entity - Would not require disaggregated disclosures by the categories set out in IAS 24.17.	Mandatory adoption for periods beginning on or after 1 July 2014. Early adoption permitted.	The standard is not expected to have a material impact on the future financial statements.

	IFRS Reference	Nature of change	Application date	Impact on initial Application
(xxiii)	IAS 27 Separate Financial Statements			
	Amendments to IAS 27 Issued: August 2014	<p>The amendments include the introduction of an option for an entity to account for its investments in subsidiaries, joint ventures, and associates using the equity method in its separate financial statements. The accounting approach that is selected is required to be applied for each category of investment. Before the amendments, entities either accounted for its investments in subsidiaries, joint ventures or associates at cost or in accordance with IFRS 9 Financial Instruments (or IAS 39 Financial Instruments: Recognition and Measurement for those entities that have yet to adopted IFRS 9). The option to present its investments using the equity method result in the presentation of a share of profit or loss, and other comprehensive income, of subsidiaries, joint ventures and associates with a corresponding adjustment to the carrying amount of the equity accounted investment in the statement of financial position. Any dividends received are deducted from the carrying amount of the equity accounted investment, and are not recorded as income in profit or loss.</p> <p>A consequential amendment was also made to IAS 28 Investments in Associates and Joint Ventures, to avoid a potential conflict with IFRS 10 Consolidated Financial Statements for partial sell downs.</p>	Mandatory adoption for periods beginning on or after 1 January 2016. Early adoption permitted.	The standard is not expected to have a material impact on the future financial statements.
(xxiv)	IAS 34 Interim Financial Reporting			
	Annual Improvements (2012-2014 Cycle) Issued: September 2014	<p>The requirements of paragraph 16A of IAS 34 require additional disclosures to be presented either in the:</p> <ul style="list-style-type: none"> - Notes to the interim financial statements or - Elsewhere in the interim financial report. <p>The amendment clarifies, that a cross-reference is required, if the disclosures are presented 'elsewhere' in the interim financial report, such as in the management commentary or the risk report of an entity. However, to comply with paragraph 16A of IAS 34, if the disclosures are contained in a separate document from the interim report, that document needs to be available to users of the financial statements on the same terms and at the same time as the interim report itself.</p>	Mandatory adoption for periods beginning on or after 1 January 2016. Early adoption permitted.	The standard is not expected to have a material impact on the future financial statements.

	IFRS Reference	Nature of change	Application date	Impact on initial Application
(xxv)	IAS 38 Intangible Assets			
	Annual Improvements (2010-2012 Cycle) Issued: December 2013	The amendment clarifies the computation of accumulated amortisation when intangible assets are subsequently measured using the revaluation model. The net carrying amount of the asset is adjusted to the revalued amount, and either: i. The gross carrying amount is adjusted in a manner consistent with the net carrying amount (eg proportionately to the change in the [net] carrying value, or with reference to observable market data). Accumulated amortisation is then adjusted to equal the difference between the gross and net carrying amounts ii. Accumulated amortisation is eliminated against the gross carrying amount.	Mandatory adoption for periods beginning on or after 1 July 2014. Early adoption permitted.	The standard is not expected to have a material impact on the future financial statements.
(xxvi)	Amendments to IAS 38 Issued: May 2014	The amendments clarify that for intangible assets there is a rebuttable presumption that amortisation based on revenue is not appropriate. Paragraphs 98A - 98C of IAS 38 have been added to clarify that there is a presumption that revenue-based amortisation is not appropriate, and that this can only be rebutted in limited circumstances where either: - The intangible asset is expressed as a measure of revenue, or - Revenue and the consumption of the economic benefits of the intangible asset are highly correlated. Paragraph 98B clarifies that as a starting point to determining an appropriate amortisation method, an entity could determine the 'predominant limiting factor' inherent in the intangible asset, for example: - A contractual term which specifies the period of time that an entity has to use an asset - Number of units allowed to be produced - Fixed total amount of revenue allowed to be received. Paragraph 98C then clarifies that where an entity has identified that the achievement of a revenue threshold is the predominant limiting factor of an intangible asset, it may be possible to rebut the presumption that revenue-based amortisation is not appropriate.	Mandatory adoption for periods beginning on or after 1 January 2016. Early adoption permitted.	The standard is not expected to have a material impact on the future financial statements.

	IFRS Reference	Nature of change	Application date	Impact on initial Application
(xxvii)	IAS 40 Investment Property			
	Annual Improvements (2011-2013 Cycle) Issued: December 2013	<p>The amendment notes that determining whether the acquisition of an investment property is a business combination requires consideration of the specific requirements of IFRS 3, independently from the requirements of IAS 40, in relation to:</p> <ul style="list-style-type: none"> - Whether the acquisition of investment property is the acquisition of an asset, a group of assets, or a business combination (by applying the requirements of IFRS 3 only) - Distinguishing between investment property and owner-occupied property (by applying the requirements of IAS 40 only). 	Mandatory adoption for periods beginning on or after 1 July 2014. Early adoption permitted.	The standard is not expected to have a material impact on the future financial statements.
(xxviii)	IAS 41 Agriculture			
	Amendments to IAS 41 Issued: June 2014	<p>The amendments extend the scope of IAS 16 Property, Plant and Equipment to include bearer plants and define a bearer plant as a living plant that:</p> <ul style="list-style-type: none"> - Is used in the production process of agricultural produce, - Is expected to bear produce for more than one period; and - Has a remote likelihood of being sold (except incidental scrap sales). <p>The changes made result in bearer plants being accounted for in accordance with IAS 16 using either:</p> <ul style="list-style-type: none"> - The cost model, or - The revaluation model. <p>The agricultural produce of bearer plants remains within the scope of IAS 41 Agriculture.</p> <p>The amendments include the following transitional reliefs for the purposes of their first time application:</p> <ul style="list-style-type: none"> - Deemed cost exemption - Entities are allowed to use the fair value of the bearer plants at the beginning of the earliest period presented as the deemed cost. - Disclosures - Quantitative information describing the effect of the first time application as required by IAS 8.28(f) is not required for the current reporting period, but is required for each prior period presented. 	Mandatory adoption for periods beginning on or after 1 January 2016. Early adoption permitted.	The standard is not expected to have a material impact on the future financial statements.

5 **Significant accounting policies:**

The accounting policies set out below have been applied consistently to all periods presented in these financial statements, unless otherwise indicated.

a) **Revenue recognition**

Revenue represents total value of goods and services less discount, rebates, returns and value added tax thereon. Revenue from sale of goods is recognised when the company has transferred the significant risks and rewards of ownership to the buyer and it is probable that the company will receive previously agreed value upon payment. Where a buyer has a right of return, the company defers the recognition of revenue until the right to return lapses. In situations where the company retains only insignificant risks of ownership due to the right of return, revenue is not deferred but the company recognises the provision based on previous experience and other factors.

b) **Finance income and finance cost**

Finance income comprises interest income on short-term deposits with banks.

Interest income on short-term deposits is recognised by reference to the principal outstanding and at the effective interest rate applicable, which is the rate that exactly discounts estimated future cash receipts through the expected life of the financial asset to the asset's net carrying amount in the income statement.

Dividend income from investments is recognised in the income statement when the shareholder's right to receive payment has been established (provided that it is probable that the economic benefits will flow to the Company) and the amount of income can be measured reliably.

Finance costs comprise interest expense on borrowings, unwinding of the discount on provisions, changes in the fair value of financial assets at fair value through profit or loss where the Company holds such financial assets and impairment losses recognised on financial assets (other than trade receivables). Borrowing costs that are not directly attributable to the acquisition, construction or production of a qualifying asset are recognised in the income statement.

c) **Property, Plant and Equipment**

i) **Recognition and measurement**

Property, plant and equipment are measured at cost less accumulated depreciation and any accumulated impairment losses. Cost includes expenditure that is directly attributable to the acquisition of the assets. Items of property, plant and equipment under construction are disclosed as capital work in progress. The cost of construction recognised includes the cost of materials and direct labour, any other costs directly attributable to bringing the assets to a working condition for their intended use, the costs of dismantling and removing the items and restoring the site on which they are located, and borrowing costs on qualifying assets.

LIVESTOCK FEEDS PLC
FINANCIAL STATEMENTS, 31 MARCH 2015
NOTES TO THE FINANCIAL STATEMENTS (CONT'D)

Gains and losses on disposal of an item of property, plant and equipment are determined by comparing the proceeds from disposal with the carrying amount of property, plant and equipment, and are recognised net within other income in the income statement.

ii) Subsequent costs

The cost of replacing a part of an item of property, plant and equipment is recognised in the carrying amount of the item if it is probable that the future economic benefits embodied within the part will flow to the Company and its cost can be measured reliably. The carrying amount of the replaced part is derecognised. The costs of the day-to-day servicing and maintenance of an item of property, plant and equipment are recognised in the income statement during the period in which they are incurred.

iii) Depreciation

Depreciation is calculated on items of property, plant and equipment to write down the cost of each property, plant and equipment until they are brought into use.

The principal annual rates used for this purpose, which are consistent with those for the previous years, are as follows:

	% per annum
Freehold land & building	3
Leasehold building	shorter of 33 years or lease term
Plant and equipment	12 1/2
Furniture and fittings	12 1/2
Motor vehicles:	
- Automobiles	20
- Trucks	12 1/2
Computer equipment	33 1/3

The assets depreciable methods, useful lives and residual values are reviewed annually and adjusted if necessary.

The asset's carrying amount is written down immediately to its recoverable amount if the asset's carrying amount is greater than its estimated recoverable amount.

iv) Derecognition

Derecognition is included in the profit and loss component of the statement of comprehensive income within other income' in the year that the asset is derecognised.

d) Inventory.

Inventories are initially recognised at cost and subsequently at the lower of cost and net realisable value. Cost includes all costs incurred in bringing each product to its present location and condition as follows:

Raw materials	Purchase cost on weighted average basis, including transportation and handling costs.
Finished goods	Cost of direct materials and labour plus a reasonable proportion of overheads absorbed by manufacturing based on normal levels of activity.
Engineering spares	Purchase cost including freight and other incidental costs.
Goods in transit	Invoice price

LIVESTOCK FEEDS PLC
FINANCIAL STATEMENTS, 31 MARCH 2015
NOTES TO THE FINANCIAL STATEMENTS (CONT'D)

Net realisable value is based on estimated normal selling price less further costs expected to be incurred to completion and disposal. Obsolete, slow-moving or defective items are impaired where appropriate.

e) **Borrowing Costs**

Specific borrowing costs on qualifying assets are capitalised from the date the actual costs are incurred. General borrowing costs are capitalised by applying the weighted average cost of the borrowing proportionate to the expenditure on the assets.

f) **Leased assets**

Where substantially all the risks and rewards incidental to ownership of a leased asset have been transferred to the company (a "finance lease"), the asset is treated as if it had been purchased outright. Upon initial recognition, the lease is measured at an amount equal to the lower of its fair value and the present value of the minimum lease payments. The corresponding lease commitment (capital and interest) is shown as a liability. The lease payments are analysed between capital and interest, and the interest element is charged to the statement of comprehensive income over the period of the lease. All other lease arrangement apart from finance lease is operating lease.

g) **Government grant**

Benefits accruing to the Company on government assisted loans granted at a below market rate of interest is treated as a government grant. The benefit of such a government assisted loan is the difference between market rate of interest and the below market rate applicable to the government assisted loan. The grant so measured is recognised as income in the financial statements.

h) **Foreign currencies transactions.**

Transactions denominated in foreign currencies are translated and recorded in Naira at the ruling rate at the date of the transaction. Monetary assets and liabilities dominated in foreign currencies are translated at the rate of exchange ruling at the statement of financial position date. Exchange differences arising on settlement of monetary items or on the retranslation of monetary items at rates different from those at which were initially recognised are taken to the income statement.

All exchange differences on assets and liabilities denominated in foreign currencies are taken to the income statement except for exchange difference on foreign currency borrowings to the extent that they are used as an effective hedge against equity investment in foreign currencies. This will be taken directly to a translation reserve.

i) **Financial instruments**

i) Financial assets

Financial assets are initially recognised at fair value plus directly attributable transaction costs. Subsequent remeasurement of financial assets is determined by their designation that is revisited at each reporting date.

The classification of financial assets depends on the purpose for which the financial assets were acquired. Management determines the classification of its financial assets at initial recognition. The company's financial assets comprise of loans and receivables, Trade and other receivables and cash and cash equivalents

At each reporting date, the Company assesses whether its financial assets have been impaired. Impairment losses are recognised in the income statement where there is objective evidence of impairment.

ii) Loans and receivables

Loans and receivables are financial assets with fixed or determinable payments that are not quoted in an active market. Such assets are recognised initially at fair value plus any directly attributable transaction cost. Financial assets classified as loans and receivables are subsequently measured at amortized cost using the effective interest method less any impairment losses. The Company's loans and receivables comprise trade and other receivables and cash and cash equivalents.

iii) Trade and other receivables

Trade receivables are amounts due from customers for services rendered in the ordinary course of business. If collection is expected within one year or less (or in the normal operating cycle of the business if longer), they are classified as current assets. If not, they are presented as non-current assets. Accrued, but not invoiced revenues, are also classified as trade receivables.

Trade and other receivables are recognised initially at fair value and subsequently measured at amortised cost using the effective interest method less provision for impairment. Discounting is ignored if insignificant. A provision for impairment of trade and other receivables is established when there is objective evidence that the Company will not be able to collect all the amounts due according to the original terms of the receivables. Significant financial difficulties of the debtor, probability that debtor will enter bankruptcy and default or delinquency in payment, are the indicators that a trade and other receivable is impaired. The carrying amount of the asset is reduced through the use of an allowance account and the amount of the loss is recognised in the statement of comprehensive income within the administrative cost.

The amount of the impairment provision is the difference between the asset's nominal value and the recoverable value, which is the present value of estimated cash flows, discounted at the original effective interest rate. Changes to this provision are recognised under administrative costs. When a trade receivable is uncollectable, it is written off against the provision for trade receivables.

iv) Prepayments

Prepayments are payments made in advance relating to the following year and are recognised and carried at original amount less amounts utilised in the statement of profit and loss and other comprehensive income.

v) Cash and cash equivalents

Cash and cash equivalents consist of cash at bank and in hand and short-term deposits with an original maturity of three months or less. For the purpose of reporting cash flows, cash and cash equivalents include cash on hand, bank balances, investments in money market instruments with maturity dates of less than three months and are risk free net of bank overdraft.

vi) Derecognition of financial assets

The Company derecognises a financial asset only when the contractual rights to the cash flows from the asset expires, or when it transfers substantially all the risks and rewards of ownership of the asset to another entity. On derecognition of a financial asset in its entirety, the difference between the asset's carrying amount and the sum of the consideration received and receivable and the cumulative gain or loss that had been recognised in other comprehensive income and accumulated in equity is recognised in the income statement.

vii) Financial liabilities and equity instruments

Financial liabilities are initially recognised at fair value when the Company becomes a party to the contractual provisions of the liability. Subsequent measurement of financial liabilities is based on amortized cost using the effective interest method. The Company financial liabilities includes: trade and other payables.

Financial liabilities are presented as if the liability is due to be settled within 12 months after the reporting date, or if they are held for the purpose of being traded. Other financial liabilities which contractually will be settled more than 12 months after the reporting date are classified as non-current.

viii) Trade payables

Trade payables are obligations to pay for goods or services that have been acquired in the ordinary course of business from suppliers. Trade payables are classified as current liabilities if payment is due within one year or less (or in the normal operating cycle of the business if longer). If not, they are presented as non-current liabilities. Trade payables are recognised initially at fair value and subsequently measured at amortised cost using the effective interest method.

vix) Bank borrowings

Borrowings are recognized initially at fair value, net of transaction costs incurred. Borrowings are subsequently carried at amortised cost using the effective interest rate; any difference between the proceeds (net of transaction costs) and the redemption value is recognized in the income statement over the period of the borrowings using the effective interest method.

Borrowings to be settled within twelve months period are classified as current liabilities while borrowings to be settled over twelve months are classified as non-current liabilities.

x) De-recognition of financial liabilities

The Company derecognises financial liabilities when, and only when, the Company's obligations are discharged, cancelled or they expire. The difference between the carrying amount of the financial liability derecognised and the consideration paid and payable is recognised in income statement.

xi) Offsetting financial instruments

Financial assets and liabilities are offset and the net amount reported in the statement of financial position when there is a legally enforceable right to offset the recognised amounts and there is an intention to settle on a net basis or realise the asset and settle the liability simultaneously.

xii) Impairment of financial instruments

The Company assesses at the end of each reporting period whether there is objective evidence that a financial asset or group of financial assets is impaired. A financial asset or a group of financial assets is impaired and impairment losses are incurred only if there is objective evidence of impairment as a result of one or more events that occurred after initial recognition of the asset (a 'loss event') and that loss event (or events) has an impact on the estimated future cash flows of the financial asset or group of financial assets that can be reliably estimated.

Evidence of impairment may include indications that the debtors or a group of debtors is experiencing significant financial difficulty, default or delinquency in interest or principal payments, the probability that they will enter bankruptcy or other financial reorganisation, and where observable data indicate that there is a measurable decrease in the estimated future cash flows such as changes in arrears or economic conditions that correlate with defaults.

For the loans and receivables category, the amount of the loss is measured as the difference between the asset's carrying amount and the present value of estimated future cash flows (excluding future credit losses that have not been incurred) discounted at the financial asset's original effective interest rate. The carrying amount of the asset is reduced and the amount of the loss is recognised in the income statement. If a loan has a variable interest rate, the discount rate for measuring any impairment loss is the current effective interest rate determined under the contract. As a practical expedient, the company may measure impairment on the basis of an instrument's fair value using an observable market price.

If, in a subsequent period, the amount of the impairment loss decreases and the decrease can be related objectively to an event occurring after the impairment was recognised (such as an improvement in the debtor's credit rating), the reversal of the previously recognised impairment loss is recognised in the income statement.

j) Share capital, reserves and dividends

i) Share capital

Share capital represents the nominal value of shares that have been issued.

ii) Reserves

Reserves include all current and prior period retained earnings.

iii) Dividends

Dividends on ordinary shares are recognised as a liability and deducted from equity when they are approved by the company's shareholders. Interim dividends are deducted from equity when they are declared and no longer at the discretion of the company. Dividends for the year that are approved after the statement of financial position date are disclosed as an event after the statement of financial position.

k) **Employee benefits**

Defined Contribution schemes

The group has two defined contribution plans for its employees;

- i) A statutory pension scheme and
- ii) A Gratuity scheme

A defined contribution plan is a pension plan under which the company pays fixed contributions into a separate entity. The company has no legal or constructive obligations to pay further contributions if the fund does not hold sufficient assets to pay all employees the benefits relating to employee service in the current and prior periods.

(i) Pension Scheme

The Pensions Reform Act of 2004 and as amended in 2014 requires all companies to pay a minimum of 8% of basic salary (including housing and transport allowances) to a pension fund on behalf of all full time employees to a pension fund administrator.

The contributions are recognised as employee benefit expenses when they are due. The company has no further payment obligation once the contributions have been paid.

(ii) Gratuity Scheme

Under the gratuity scheme, the company contributes on an annual basis a fixed percentage of some employees salary to a fund managed by a fund administrator. The funds are invested on behalf of the employees and they will receive a payout based on the return of the fund upon retirement.

l) **Provisions**

- A provision is recognized only if, as a result of a past event, the Company has a present legal or constructive obligation that can be estimated reliably, and it is probable that an outflow of economic benefits will be required to settle the obligation. The provision is measured as the best estimate of the expenditure required to settle the obligation at the reporting date. Provisions are not recognised for future operating losses. Where there are a number of similar obligations, the likelihood that an outflow will be required in settlement is determined by considering the class of obligations as a whole. A provision is recognized even if the likelihood of an outflow with respect to any one item included in the same class of obligations may be small.

Provisions are measured at the present value of the expenditures expected to be required to settle the obligation. The unwinding of the discount is recognised as finance cost.

- Dividends on ordinary shares are appropriated from retained earnings and recognised as liability in the period in which they are declared until they are paid. Dividends that are proposed but not yet declared are disclosed in the notes to the financial statements.
- Unclaimed dividends:
Dividends which remain unclaimed for a period exceeding twelve years from the date of declaration and which are no longer actionable by shareholders in accordance with section 385 of the Companies and Allied Matters Act, CAP C20, LFN, 2004 are written back to retained earnings.

m) **Taxation**

i) **Current income tax**

The income tax expense for the period comprises current and deferred tax expense. Tax is recognized in the statement of comprehensive income except to the extent that it relates to items recognised in other comprehensive income or directly in equity. In this case, the tax is also recognised in other comprehensive income or directly in equity, respectively. The current income tax charge is calculated on the basis of the tax laws enacted or substantially enacted at the reporting date where the Company operates and generates taxable income.

The tax currently payable is based on taxable profit for the year. Taxable profit differs from profit as reported in the statement of comprehensive income because it excludes items of income or expense that are taxable or deductible in other years, but it further excludes items that are never taxable or deductible. The Company is subject to the following types of current income tax:

- Company Income Tax - This relates to tax on revenue and profit generated by the Company during the year, to be taxed under the Companies Income Tax Act, Cap C21, LFN 2004 as amended to date
- Tertiary Education Tax - Tertiary education tax is based on the assessable income of the Company and is governed by the Tertiary Education Trust Fund (Establishment) Act, LFN 2011

ii) **Deferred tax**

Deferred tax is recognised in respect of temporary differences between the carrying amounts of assets and liabilities for financial reporting purposes and the amounts used for taxation purposes.

Deferred tax is not recognised for:

- . temporary differences on the initial recognition of assets or liabilities in a transaction that is not a business combination and that affects neither accounting nor taxable profit or loss.
- . taxable temporary differences arising on the initial recognition of goodwill.

Deferred tax is provided for using the liability method, which represents taxation at the current rate of corporate tax on all timing differences between the accounting values and their corresponding tax values. A deferred tax asset is recognised only to the extent that it is probable that future taxable profits will be available against which the amount will be utilised. Deferred tax assets are reduced to the extent that it is no longer probable that the related tax benefit will be realised.

Deferred income tax assets and liabilities are offset when there is a legally enforceable right to offset current tax assets against current tax liabilities and when the deferred income tax assets and liabilities relate to income taxes levied by the same taxation authority on either the same taxable entity or different taxable entities where there is an intention to settle the balances on a net basis.

n) **Related party transactions**

Related parties include the related companies, the directors, their close family members and any employee who is able to exert significant influence on the operating policies of the company. Key management personnel are also considered related parties. Key management personnel are those persons having authority and responsibility for planning, directing and controlling the activities of the entity, directly or indirectly, including any director (whether executive or otherwise) of that entity. The Company considers two parties to be related if, directly or indirectly one party has the ability to control the other party or exercise significant influence over the other party in making financial or operating decisions. Where there is a related party transactions with the company, the transactions are disclosed separately as to the type of relationship that exists with the company and the outstanding balances necessary to understand their effects on the financial position and the mode of settlement.

6 **Critical accounting estimates and judgement.**

The Company makes estimates and assumptions about the future that affects the reported amount of assets and liabilities. Estimate and judgements are continually evaluated and based on historical experience and other factors including expectations of future events that are believed to be reasonable under the circumstance. In the future, actual results may differ from these estimates and assumptions.

The effect of a change in an accounting estimate is recognised prospectively by including it in the comprehensive income of the period of change if the change affects that period only, and also recognised if it affects both current and future periods.

Estimates and assumptions that may have a significant risk of causing material adjustment to the carrying amount of assets and liabilities within the next financial year are stated in the financial statements.

(i) **Recognition of deferred taxation assets**

The extent to which deferred tax asset can be recognised is based on an assesment of the probability of the Company's future taxable profit.

(ii) **Valuation of property plant and equipment**

Property Plant and equipment represents a significant proportion of the asset base of the company. Therefore the estimatess and assumptions made to determine their carrying value and related depreciation are critical to the company's financial postion and performance.

Estimation of useful life:

The charge in respect of periodic depreciation is derived after determining the estimate of an asset's expected useful life and the expected residual value at the end of its life. The useful lives and residual values of assets are determined by management at the time the asset is acquired and reviewed annually for appropriateness. The lives are based on historical experience with similar assets as well as anticipation of future events which may impact their life such as changes in technology.

(iii) **Impairment of assets**

Non-financial assets other than inventories are reviewed at each reporting date for impairment whenever events or changes in circumstances indicate that the carrying amount may not be recoverable. An impairment loss is recognised for the amount by which the asset's carrying amount exceeds its recoverable amount. The recoverable amount is the higher of an asset's fair value less costs to sell and value in use. For the purposes of assessing impairment, assets are grouped at the lowest levels for which they have separately identifiable cash flows (cash-generating units).

If the recoverable amount of an asset is estimated to be less than its carrying amount, the carrying amount of the asset is reduced to its recoverable amount. An impairment loss is recognised immediately in the income statement, unless the relevant asset is carried at a revalued amount, in which case the impairment loss is treated as a revaluation decrease.

Where an impairment loss subsequently reverses, the carrying amount of the asset is increased to the revised estimate of its recoverable amount, but so that the increased carrying amount does not exceed the carrying amount that would have been determined had no impairment loss been recognized for the asset in prior years. A reversal of an impairment loss is recognised immediately in the income statement, unless the relevant asset is carried at a revalued amount, in which case the reversal of the impairment is treated as a revaluation increase.

iv) **Legal Proceedings.**

In accordance with IFRS, the company recognises a provision where there is a present obligation from a past event, where a transfer of the economic benefit is probable and the amount of costs of the transfer can be estimated reliably. In instances where the criteria are not met, a contingent liability is disclosed in the notes to the financial statements. Obligations arising in respect of contingent liabilities that have been disclosed, or those which are currently recognised or disclosed in the financial statements could have a material effect on the company's financial position. Application of these accounting principles to legal cases requires the Company's management to ascertain various factual and legal matters beyond its control. The Company reviews outstanding legal cases following developments in the legal proceedings at each reporting date, in order to assess the need for provision and disclosures in its financial statements. Among the factors considered in making decisions on provision are the legal implication and estimated level of damages. This will also include the progress after the date of the financial statements but before these statements are issued, the opinions or view of legal advisers, experience on similar cases and any decision of the company's management as to how it will respond to the litigation, claims or assessment.

7) **General Objectives, Policies and processes**

The Board has overall responsibility for the determination of the company's risk management objectives and policies and, while retaining ultimate responsibility for them, it has delegated the authority for designing and operating processes that ensure the effective implementation of the objectives and policies to the company's finance function. The Board receives quarterly reports from the company's financial controller through which it reviews the effectiveness of the processes put in place and the appropriateness of the objectives and policies it sets. The company's internal auditor also reviews the risk management policies and processes and reports its findings to the Audit Committee.

The overall objective of the Board is to set policies that seek to reduce risk as far as possible without unduly affecting the Company's competitiveness and flexibility. Further details regarding these policies are set out below:

Financial Management risk

The Company is exposed through its operations to the following financial risks:

- Credit risk
- Market risk
- Liquidity risk

i) **Credit Risk**

Credit risk is the risk of financial loss to the Company, if a customer or a counterparty to a financial instrument fails to meet its contractual obligations. The Company is mainly exposed to credit risk from credit sales. It is Company policy to assess the credit risk of new customers before entering into contracts. Such credit ratings are taken into account by local business practices.

The Risk Management Committee has established a credit policy under which each new customer is analysed individually for credit worthiness before the company's standard payment and delivery terms and conditions are offered. The Company's review includes external ratings, when available. Purchase limits are established for each customer, which represent maximum open amount without requiring approval from the Risk Management Committee.

The Risk management /Credit Worthiness Committee determines concentration of credit risk by quarterly monitoring the credit worthiness rating of existing customers and through a monthly review of the trade receivables ageing analysis. In monitoring the customers' credit risk, customers are grouped according to their credit characteristics. Customers that are graded as "high risk" are placed on a restricted customer list, and future credit sales are made only with approval of Risk Management Committee, otherwise payment in advance is required.

ii) **Market risk**

Market risk arises from the Company's use of interest bearing, tradable and foreign currency financial instruments. It is the risk that the fair value or future cash flows of a financial instrument will fluctuate because of changes in interest rates (interest rate risk), foreign exchange rates (currency risk) or other market factors (other price risk). The Company is exposed to cash flow interest rate risk from long term borrowings at variable rates.

iii) **Liquidity risk**

Liquidity risk arises from the Company's management of working capital and the finance charges, and principal repayments on its debt instruments. It is the risk that the Company will encounter difficulty in meeting its financial obligations as they fall due. The Company policy is to ensure that it will always have sufficient cash to allow it to meet its liabilities when they become due. To achieve this aim, it seeks to maintain cash balances (or agreed facilities) to meet expected requirements.

The Board approves 12-month cash flow projection which indicated that the Company is expected to have sufficient liquid resources to meet its obligation under all reasonably expected circumstances. In common with all other businesses, the Company is exposed to risks that arise from its use of financial instruments. This note describes the Company's objectives, policies and processes for managing those risks and the methods used to measure them. Further quantitative information in respect of these risks is presented throughout these financial statements.

There have been no substantive changes in the Company's exposure to financial instrument risks, its objectives, policies and processes for managing those risks or the methods used to measure them from previous period unless otherwise stated in this note

Revenue

- 8) The Company produces animal feeds which is 100% of its turnover. Other products include Fish feed and also an enzyme (Natuzyne) which is bought from other Companies for marketing and sales. The net margin on this is included in other income. Analysis of sales for the year is as follows:

	2015 N'000	2014 N'000
Aba	447,231	492,768
Ikeja	674,752	585,238
Benin	426,736	333,826
Northern operation	322,759	180,143
	<u>1,871,478</u>	<u>1,591,976</u>

Segment reporting

- 9) The Executive Management Team is the Company's Chief Operating Decision Maker. Management has determined operating segments based on the information reported and reviewed by the Executive Management Team for the purposes of allocating resources and assessing performance. The Executive Management Team reviews internal management reports on at least a monthly basis. These internal reports are prepared on the same basis as the accompanying consolidated and separate financial statements.

The Company has four reportable segments based on location of the principal operations as follows:

- Aba
- Ikeja
- Benin
- Northern operation

Segmental Revenue and operating profit - 31 March 2015

	Aba N'000	Ikeja N'000	Benin N'000	Northern operation N'000	Total N'000
From external customers	447,231	674,752	426,736	322,759	1,871,478
Intersegment revenue	-	-	-	-	-
Segment revenue	<u>447,231</u>	<u>674,752</u>	<u>426,736</u>	<u>322,759</u>	<u>1,871,478</u>
Cost of sales	(410,642)	(590,880)	(384,274)	(274,607)	(1,660,403)
Gross profit	36,588	83,872	42,462	48,152	211,076
Marketing & distribution expenses	(2,480)	(27,435)	(4,001)	(1,863)	(35,779)
Trading profit	34,109	56,437	38,461	46,289	175,297
Other income	18,185	18,636	19,466	7,264	63,552
Operating Profit	<u>52,294</u>	<u>75,073</u>	<u>57,928</u>	<u>53,553</u>	<u>238,848</u>
Finance expenses	(41,767)	(40,768)	(29,863)	(21,743)	(134,141)
Contribution to margin	<u>10,528</u>	<u>34,305</u>	<u>28,064</u>	<u>31,810</u>	<u>104,707</u>

Head Office

Dividend income	-
Interest income	284
Gain on available for sales financial assets	1,120
Laboratory income	324
Container refund	179
Unrequired provision	-

Profit on disposal of asset	157
Net income on Natuzyme sale	-
Miscellaneous income	380
ITF refund	-
Administrative cost	(55,047)
Marketing Cost	(7,793)
Bank charges	(3,484)
Profit before tax	40,827

Segment assets and liabilities - 31 March 2015

Non-current assets	Head office N'000	Aba N'000	Ikeja N'000	Benin N'000	Northern operation N'000	Total N'000
Property, plant and equipment	205,424	126,556	305,251	108,634	8,439	754,304
Intangible assets	9,903	-	-	-	-	9,903
Current assets	N'000	N'000	N'000	N'000	N'000	N'000
Inventories	2,293,230	782,115	662,005	358,797	497,924	4,594,071
Trade and other receivables	80,124	49,327	84,969	25,232	24,330	263,981
Cash and cash equivalents	32,250	6,867	5,317	3,458	3	47,896
Assets held for sale	-	-	-	-	20,919	20,919
	2,405,604	838,309	752,291	387,487	543,176	4,926,867

The Inventories figure under the head office represents materials stock piled at the external warehouses in funtua, kano and Zaria and will be transferred to the various Mills in the current year while Trade and other receivables represents deposits for raw materials

Current liabilities	N'000	N'000	N'000	N'000	N'000	N'000
Trade and other payables	886,874	316,235	266,758	19,415	199,116	1,688,397
Short-term borrowings	1,926,862	-	-	-	-	1,926,862
Dividend payable	101	-	-	-	-	101
Current tax payable	88,937	-	-	-	-	88,937
	2,902,774	316,235	266,758	19,415	199,116	3,704,297

<u>Segmental Reporting - 31st March 2013</u>	Aba N'000	Ikeja N'000	Benin N'000	Northern operation N'000	Total N'000
From external customers	492,768	585,238	333,826	180,143	1,591,976
Intersegment revenue	-	-	-	-	-
Segment revenue	492,768	585,238	333,826	180,143	1,591,976
Cost of sales	(437,093)	(492,523)	(290,139)	(163,372)	(1,383,126)
Gross profit	55,675	92,715	43,687	16,771	208,850
Marketing & distribution expenses	(4,335)	(26,616)	(3,907)	(3,182)	(38,040)
Trading Profit	51,340	66,099	39,780	13,589	170,810
Other income	6,284	5,868	8,025	2,527	22,703
Operating Profit	57,624	71,967	47,805	16,116	193,513
Finance expenses	(24,910)	(19,398)	(21,836)	(7,517)	(73,661)
Contribution to margin	32,714	52,569	25,969	8,599	119,852

Head Office

Bad debt recovered	-
Interest income	2,788
Gains on available for sales financial assets	-
Laboratory income	219
Insurance refund	-
Dividend income	805
Loss on disposal of assets	(1,612)
Net income on Natuzyme sales	1,129
Miscellaneous income	80
ITF Refund	458
Administrative cost	(54,743)
Marketing cost	(10,888)
Bank charges	(245)
Profit before tax	57,843

Segment assets and liabilities

Non-current assets	Head office N'000	Aba N'000	Ikeja N'000	Benin N'000	Kaduna N'000	Total N'000
Property, plant and equipment	429,917	114,400	80,647	113,412	32,275	770,651
Current assets	N'000	N'000	N'000	N'000	N'000	N'000
Inventories	865,955	361,747	446,465	359,205	199,904	2,233,275
Trade and other receivables	796,410	34,242	73,278	26,989	13,491	944,409
Cash and cash equivalents	33,436	5,833	4,733	2,955	4,183	51,139
	1,695,801	401,822	524,476	389,149	217,577	3,228,823
Current liabilities	N'000	N'000	N'000	N'000	N'000	N'000
Trade and other payables	828,640	115,999	48,311	11,533	47,211	1,051,694
Short-term borrowings	2,478,817	-	-	-	-	2,478,817
Dividend payable	101	-	-	-	-	101
Current tax payable	107,744	-	-	-	-	107,744
	3,415,302	115,999	48,311	11,533	47,211	3,638,356

In the year under review, unallocated operating income and expenses mainly constitute head office other income, administrative and marketing costs. These are considered corporate and are not allocated to any segment's expenses. Interest expenses are allocated based on investment in inventories stock acquired for each mills.

10 Other operating income

The analysis of other operating income is as follows:

	2015 N'000	2014 N'000
Sale of sacks	3,973	1,907
Rental Income	-	-
Laboratory income	324	219
Weighing income	764	748
Insurance claims received	-	-
Service charge	221	943
Net income on Natuzyme sales	-	1,129
Sales of scrap	1,429	237

	2015 N'000	2014 N'000
Bad debt recovered	-	-
Gain/(loss) on disposal of property, plant and equipment	2,994	(1,612)
Registration fees & other Miscellaneous	395	80
ITF Refund	179	458
Dividend Income	-	-
Unrequired provision	-	805
Truck Income	1,053	1,479
Government grant	53,260	17,389
Gains on available for sales financial assets	1,120	-
	<u>65,710</u>	<u>23,782</u>

Government grant is savings made on interest charges paid on facilities obtained from Stanbic IBTC Plc, on Federal Government agriculture intervention fund (CACS). The facility is obtained at 9% interest charge as against prevailing 19% commercial rate during the period

11 <u>Finance expenses</u>	N'000	N'000
The analysis of finance expense is as follows:		
Overdraft charges	13,595	13,551
Interest on loans	67,186	41,111
Bank COT	3,583	1,855
Government grants	53,260	17,389
	<u>137,625</u>	<u>73,906</u>

12 <u>Finance income</u>	N'000	N'000
The analysis of finance income is as follows:		
Interest received on bank deposits	<u>284</u>	<u>35,566</u>

Finance income represents interest income received from fixed deposit investments from a commercial bank

14 <u>Taxation</u>	March N'000	March N'000
Current Income tax		
a) Profit and loss account		
Company income tax	18,462	18,510
Minimum Tax		
Tertiary education tax	1,748	-
	<u>20,210</u>	<u>18,510</u>
Deferred tax	6,797	
Under provision in prior year	-	
	<u>27,007</u>	<u>18,510</u>
	N'000	N'000
b) Current tax payable		
Balance, beginning of the year	68,727	106,493
Income tax charge for the year (a)	20,210	68,714
Adjustment for under provision	-	35,310
	<u>88,937</u>	<u>210,517</u>
Payments during the year		
- Company income tax	-	(133,766)
- Education tax	-	(6,578)
Withholding tax credit	-	(1,446)
	<u>88,937</u>	<u>68,727</u>

d **Deferred taxation**

The following are the major tax liabilities recognised by the company and movements thereon during the current and prior reporting period:

	Property, plant and equipment N'000	Recognised in other comprehens ive income N'000	allowances on inventory N'000	Total N'000
As at 1 January 2015	84,801	-	-	84,801
Charge to income statement		6,797	-	6,797
At 31 December 2014	<u>84,801</u>	<u>6,797</u>	<u>-</u>	<u>91,598</u>

Deferred tax assets and liabilities are offset where the company has a legally enforceable right to do so.

15 **Earnings per share**

The earnings and weighted average number of ordinary shares used in the calculation of basic and diluted earnings per shares is as follows:

Profit for the year after taxation	<u>13,820</u>	<u>39,333</u>
Weighted number of ordinary shares for the purposes of basic earnings per share	<u>2,000,000</u>	<u>2,000,000</u>
Basic earnings per share	<u>0.69</u>	<u>1.97</u>
Weighted number of ordinary shares for the purposes of diluted Earning per share	<u>2,000,000</u>	<u>2,000,000</u>
Diluted earnings per share	<u>0.69</u>	<u>1.97</u>

The share issue proceeds was made available to the company on the 28th March 2013 after Securities and Exchange Commision approval

16(a). Property, Plant and Equipment

<u>Cost/Valuation</u>	Land & Building =N='000	Machinery & equipment =N='000	Motor Vehicles =N='000	Furniture, fittings & equipment =N='000	Computer equipment =N='000	Construction in Progress =N='000	Total =N='000
Balance as at 1 January 2015	339,762	437,755	126,914	16,331	13,112	140,038	1,073,912
Additions	-	19,256	-	-	153	355	19,764
Disposals	-	(6,611)	(1,013)	-	-	-	(7,623)
Transfers in	-	-	-	-	-	-	-
Transfers out	-	-	-	-	-	-	-
Writte off	-	-	-	-	-	-	-
Adjustment	-	-	-	-	-	-	-
Assets held for sales	-	-	-	-	-	-	-
Reclassification	-	-	-	-	-	-	-
Balance as at 31 March 2015	339,762	450,401	125,901	16,331	13,265	140,393	1,086,053
Accumulated depreciation							
	Land & Building =N='000	Machinery & equipment =N='000	Motor Vehicle =N='000	Furniture & Fittings =N='000	Computer equipment =N='000	Construction in Progress =N='000	Total =N='000
Balance as at 1 January 2015	130,884	108,895	55,732	5,112	8,191	-	308,814
Charge for the year	4,266	19,059	5,755	495	820	-	30,394
On disposals	-	(6,446)	(1,012)	-	-	-	(7,458)
Transfers in	-	-	-	-	-	-	-
Transfers out	-	-	-	-	-	-	-
Writte off	-	-	-	-	-	-	-
Assets held for sales	-	-	-	-	-	-	-
Reclassification	-	-	-	-	-	-	-
Balance as at 31 March 2015	135,150	121,508	60,474	5,607	9,011	-	331,749
Carrying amounts at:							
31 March 2015	204,612	328,893	65,427	10,724	4,254	140,393	754,304
31 December 2014	208,878	328,860	71,182	11,219	4,920	140,038	765,098

16(b) Property, Plant and Equipment

<u>Cost/Valuation</u>	Land & Building =N='000	Machinery & equipment =N='000	Motor Vehicles =N='000	Furniture, fittings & equipment =N='000	Computer equipment & software =N='000	Construction in Progress =N='000	Total =N='000
Balance as at 1 January 2014	350,901	147,197	112,076	13,280	13,601	350,592	987,647
Additions	1,448	7,601	1,295	1,965	527	54,297	67,133
Disposals	-	-	(6,963)	-	-	-	(6,963)
Transfers in	-	-	-	-	-	-	-
Transfers out	-	-	-	-	-	-	-
Writte off	-	-	-	-	165	-	165
Adjustment	-	-	-	-	-	-	-
Reclassification	7,126	8,364	5,040	-	599	(21,130)	(1)
Balance as at 31st March 2014	359,475	163,162	111,448	15,245	14,892	383,759	1,047,981
Accumulated depreciation	Land & Building =N='000	Machinery & equipment =N='000	Motor Vehicle =N='000	Furniture & Fittings =N='000	Computer equipment & software =N='000	Construction in Progress =N='000	Total =N='000
Balance as at 1 January 2014	120,851	84,201	44,743	6,702	10,699	-	267,196
Charge for the year	4,230	4,155	5,911	360	613	-	15,269
On disposals	-	-	(2,729)	-	-	-	(2,729)
Transfers in	-	-	-	-	-	-	-
Transfers out	-	-	-	-	52	-	52
Writte off	-	-	-	-	-	-	-
Balance as at 31 March 2014	125,081	88,356	47,925	7,062	11,364	-	279,788
Carrying amounts at:							
31st March 2014	234,394	74,807	63,523	8,183	3,528	383,759	768,194

16c Intangible assets

<u>Cost</u>	N'000
At 1 January 2015	8,663
Additions	4,805
Disposals	-
Write off	
Reclassification	
At 31 March 2015	<u>13,468</u>
At 1 January 2014	2,458
Additions	-
Disposals	-
At 31 March 2014	<u>2,458</u>
 <u>Accumulated amortisation</u>	
At 1 January 2015	3,011
Amortisation charge	554
on disposals	-
Write off	
At 31 March 2015	<u>3,565</u>
At 1 January 2014	2,458
Amortisation charge	-
Disposals	-
Write off	-
At 31 March 2014	<u>2,458</u>
 <u>Net Book values as at:</u>	
31 March 2015	<u><u>9,903</u></u>
31 March 2014	<u><u>-</u></u>

- i) There is a deed of debenture dated 14th September 2009 over the Company's fixed and floating assets value at N1.8billion(Open Market Value) and N1.3Billion (Forced Sales Value) valued by Jide Taiwo & Co as at March 2009 with StanbicIBTC Bank interest of N1.1billion noted
- ii) The Company has N200million CACS fund with StanbicIBTC Bank Plc for the acquisition of equipment i.e two 2500MT capacity Silos and Extruder machine from YEMTAR in Turkey. The LC has been opened and the total sum of =N=33,281,559.80 being LC deposit and other charges and interest charges to the tune of N5,595,257 has been capitalised under construction in progress.
- iii) The intangible asset is the new software (Open Enterprise Resource Planning) acquired by the Company during year to replace the old Diamond discovery accounting package

16d	Assets held for sale	=N='000
	Cost	38,176
	Depreciation	(17,257)
	Net Book Value as at 31 March 2015	<u>20,919</u>

Assets held for sale is in respect of Kaduna Mill. During the year the Board of Directors decided to relocate the operations of the mill to Jos and went into toll milling arrangement with a related Company to maximize synergy within the group. Some of the Plant and equipments in the mill were transferred to other mills. The remaining property, plant and equipment are slated for sale in the current year.

17a Available for sale financial assets

The details and carrying amount of available for sale financial assets are as follows:

	March		December	
	2015 Market N'000	Cost N'000	2014 Market N'000	
Balance at the beginning of the year	11,311	19,999	17,963	
diminution on available for sale financial ass	1,120	-	(6,652)	
Balance at the end of the year	<u>12,431</u>	<u>19,999</u>	<u>11,311</u>	

17b Available for sale financial assets represent investment in quoted shares in the following Companies: First Bank of Nigeria Plc, United Bank for Africa Plc, Zenith Bank Plc, AFRIPRUD and UBA Capital Plc. The fair value of the shares as at 31 December 2014 as obtained from Nigerian

	Number of Units	Price per unit =N=	2015 Value =N=
First Bank of Nigeria Plc	308,759	8.7	2,686,203
United Bank for Africa Plc	53,550	4.06	217,413
Zenith Bank Plc	453,495	20.98	9,514,325
AFRIPRUD	1,622	2.67	4,331
UBA Capital Plc	6,490	1.39	9,021
			<u>12,431,293</u>

	March	December
	2015 N'000	2014 N'000
18 <u>Inventories</u>		
Raw materials	3,292,363	3,405,356
Finished goods	128,548	98,697
Engineering spares	10,796	8,653
Stock-in-transit	673	673
Diesel	749	1,521
Stock with third party for conversion	1,160,915	1,129,415
Other consumables	28	28
	<u>4,594,071</u>	<u>4,644,342</u>

19 a Trade and other receivables

	N'000	N'000
Gross trade receivables	218,621	101,559
Less: impairment (Note 19 (c))	(45,753)	(45,753)
Total financial assets other than cash and cash equivalents	<u>172,868</u>	<u>55,806</u>
Deposit for materials	19,475	11,177
Other debtors	4,816	4,908
Prepayments	64,775	71,184
Amount due from related Companies Note (19(b))	2,046	3,280.00
	<u>263,981</u>	<u>146,355</u>

The stock with third party for conversion represents the value of the company's stock of Raw Soya Seeds with Northern Rice Oil Mill Ltd and Apple & Pear Ltd for the conversion of the rawseeds to Soya Bean Cake and Soya Bean Meal respectively

19(b) <u>Companies</u>	N'000	N'000
SPRING	1,112	780.08
Grand Cereals Oil Ltd	282	2,500.24
UACN Plc	653	-
	<u>2,046</u>	<u>3,280.32</u>

	March 2015 N'000	December 2014 N'000
a) The age analysis of trade receivables is as analysed below:		
0 - 90 days	145,897	48,035
91 - 180 days	15,850	615
181 - 360 days	5,198	1,233
Over 360 days	51,676	51,676
	<u>218,621</u>	<u>101,559</u>

	2015 N'000	2014 N'000
b) Trade receivables that are past due but not impaired are as follows		
Ikeja	5,912	3,646
Aba	2,822	2,648
Benin	1,802	1,112
Kaduna	586	86
	<u>11,122</u>	<u>7,491</u>

The Managements are of the opinion that the receivables are recoverable

	2015 N'000	2014 N'000
c) Trade receivables that are past due and impaired are as follows:		
Ikeja	21,933	21,903
Aba	7,220	7,230
Benin	13,600	13,620
Kaduna	2,999	2,999
	<u>45,753</u>	<u>45,753</u>

20 **Cash and cash equivalents**

For purpose of the cash flow statement, cash and cash equivalents include cash on hand and in bank of bank borrowings.

	March N'000	December N'000
Bank balances	47,896	117,764
Short term investment	-	41,346
	<u>47,896</u>	<u>159,110</u>

The short term investment (financial asset held to maturity) in 2014 represents amount warehoused by GTBank Plc for to Liquidate the Letter of credit opened for Natuzyme importation

21 **Share capital**

**Authorised
Value**

	N'000	N'000
2,000,000,000 ordinary shares of 50kobo each	<u>1,000,000</u>	<u>1,000,000</u>

Number

	000	000
2,000,000,000 ordinary shares of 50kobo each	<u>2,000,000</u>	<u>2,000,000</u>

Issued and fully paid Share capital

Value

	N'000	N'000
2,000,000,000 ordinary shares of 50kobo each		
Balance at beginning of the year	1,000,000	1,000,000
Additions during the year	-	-
Balance at the end of the year	<u>1,000,000</u>	<u>1,000,000</u>

Number

2,000,000,000 ordinary shares of 50kobo each	000	000
Balance at beginning of the year	2,000,000	2,000,000
Movement in share		
Balance at the end of the period	<u>2,000,000</u>	<u>2,000,000</u>

The Company received the sum of N904 million being special placement proceeds from UACN Plc of Nigeria on 8th February 2013. The Securities and Exchange Commission approved the allotment of the shares on 18th March 2013. As a result, there was an increase in share capital from N600 million to N1 billion while a total sum of N18.326 million was incurred as issuing cost as at 31 December 2013 and defrayed against the share premium of N504million:

22 Share premium

The movement in share premium during the year is as follows:	2015	2014
	N'000	N'000
Balance at beginning of the year	493,702	493,702
Addition during the year	-	
Issuing cost	-	
Balance at the end of the year	<u>493,702</u>	<u>493,702</u>

23 Gratuity

	N'000	N'000
Balance at the beginning of the year		805
Addition during the year	-	-
	-	
Payment during the year		(805)
Balance at the end of the year	<u>-</u>	<u>-</u>

24 Trade and other payables

	N'000	N'000
Trade creditors	292,890	960,932
Accruals (Note 24(a))	82,476	51,096
Other creditors (Notes 24(c))	54,830	60,233
Amount due to related companies (Note 24(d))	616,135	616,135
	<u>1,046,331</u>	<u>1,688,396</u>

a) Accruals

	N'000	N'000
Ex-staff balances	3,007	3,007
Provision for interest	11,823	7,633
Accrued staff benefits	21,893	12,238
Professional fees	3,440	4,265
Listing, register and others	-	-
Industrial training fund	1,140	1,000
Other accrued expenses (Note 24(b))	41,173	22,954
	<u>82,476</u>	<u>51,096</u>

b) Other accrued expenses

	N'000	N'000
Promotional expenses	4,413	3,287
Accrued legal expenses-Ceres Nig Ltd and Bemil Nig Ltd	5,801	5,801
others	30,959	13,867
	<u>41,173</u>	<u>22,954</u>

c) <u>Other Creditors</u>	N'000	N'000
Withholding tax	7,671	8,652
NSITF	883	734
NHF	144	120
Pay as you earn (PAYE)	1,203	897
Trade incentives	6,847	7,379
VAT	440	128
Deposit for feeds delivery	37,281	40,994
Pension	362	1,329
	<u>54,830</u>	<u>60,233</u>

d) <u>Amount due to related Companies</u>	N'000	N'000
MDS logistics	-	12,008
Amount due to UACN Plc	683,905	411,946
Amount due to CAP Plc	161,970	161,970
Amount due to Grand Cereals Ltd	137,050	30,211
	<u>982,925</u>	<u>585,924</u>

25 **Bank loans and borrowings**

<u>Current</u>	N'000	N'000
Bank Overdraft	328,817	126,862
Secured bank loans (Note 25(a))	2,150,000	1,800,000
	<u>2,478,817</u>	<u>1,926,862</u>

a) The Company fully liquidated the N1.1bn Agric Loan under the Commercial Agriculture Credit Scheme which expired on the 30th September 2014 and was renewed by Central Bank of Nigeria in December with an enhancement of N800million i.e N2billion was disbursed to the company through Stanbic IBTC at the prevailing rate of 9% N1.8billion would be for working capital while N200million is for the acquisition of the two 2500MT storage capacity Silos and an Extruder

b) The sum of N500million term loan and N500million overdraft facilities was approved by Zenith bank Plc for the company to stock pile materials at the rate of 17% p.a but the interest was increased to 19% in the current in line with the prevailing market condition. The sum of N350M was utilised from the term loan in addition to the existing overdraft

31 March , 2015

	Floating rate N'000	Fixed rate N'000	Total N'000
Expiry within 1 year	-	2,800,000	2,300,000
Expiry within 1 and 2 years	-	-	-
Expiry in more than 2 years	-	200,000	200,000

31 December , 2014

	Floating rate N'000	Fixed rate N'000	Total N'000
Expiry within 1 year	-	2,300,000	2,300,000
Expiry within 1 and 2 years	-	-	-
Expiry in more than 2 years	-	200,000	200,000

26 Related party transactions

The company's related parties consist of companies within the UACN Plc group and the parent company itself, their key management personnel and their close family members,

The following transactions were carried out with related parties:

- (i) The sum of N600 million term loan was received from the Parent company UACN Plc at the rate of 14.5% P.a to boost the working capital of the company and specifically for the stockpiling of materials during the harvesting season which is the last quarter of the year. The sum of N684million is payable to UACN as at 31st March 2015
- (ii) The company also got a term loan of N160million from CAP plc which is also a member of the UACN group for the same purpose of material stockpiling at the rate of 14.5% p.a for 90days with option of roll over. The sum of N161,970,411 remain outstanding in respect of this facility as at 31st
- (iii) The company had a toll milling agreement with Grand Cereal Ltd which is also another subsidiary of UACN Plc for its northern operation and the amount payable as at 31st March 2015 is

27 Capital commitments and contingent liabilities

	2015 N'000	2014 N'000
Capital expenditure authorised	268,240	585,000
Capital expenditure authorised & contracted	<u>200,000</u>	<u>422,000</u>

28 Comparative figures

Where necessary, comparative figures have been adjusted to conform to changes in presentation in the current year in accordance with International Financial Reporting Standards (IFRS).

29 Principal Financial instruments:

The principal financial instruments used by the company, from which financial instrument risk arises are as follows:

- Trade receivables
- Cash and Cash equivalents
- Trade and other payables
- Bank overdraft
- Fixed rate bank loans
- Investments in quoted securities

i) A summary of the Financial instruments held by category is provided below:

Financial assets	N'000	N'000
Cash and cash equivalents	47,896	159,110
Trade and other receivables	263,981	146,355
Investment in quoted securities	<u>12,431</u>	<u>11,311</u>
	<u>324,308</u>	<u>316,776</u>
 Financial Liabilities	 N'000	 N'000
Trade and other payables	1,046,331	923,988
Loans and borrowings	<u>2,478,817</u>	<u>869,147</u>
	<u>3,525,148</u>	<u>1,793,135</u>

ii) **Financial risk factors**

The Company's activities expose it to a variety of financial risks: market risk (including currency risk, fair value interest rate risk, cash flow interest rate risk and price risk), credit risk and liquidity risk. The Company's overall risk management programme focuses on the unpredictability of financial markets and seeks to minimise potential adverse effects on the Company's financial performance.

(a) Market risk

(i) Foreign exchange risk

The Company is exposed to foreign exchange risks arising from various currency exposures, primarily with respect to the US dollar as a result of importing some micro materials notably natuzyme and spare parts for its extruder machine.

The company does not make use of derivatives to hedge its exposures. Letters of credit are issued by the company to the foreign suppliers for the direct purchase of materials, other materials are purchased through local importers in Naira.

	31 March 2015				Total N'000
	Naira N'000	USD N'000	GBP N'000	Others N'000	
Financial assets					
Available for sale investments	12,431	-	-	-	12,431
Trade and other receivables	263,981	-	-	-	263,981
Cash and short-term deposits	47,896	-	-	-	47,896
	324,308	-	-	-	324,308
Financial liabilities					
Trade and other payables	1,046,331	-	-	-	1,046,331
Loans and borrowings	2,478,817	-	-	-	2,478,817
	3,525,148	-	-	-	3,525,148
	31 December 2014				
	Naira N'000	USD N'000	GBP N'000	Other N'000	Total N'000
Financial assets					
Available for sale investments	11,311	-	-	-	11,311
Trade and other receivables	146,355	-	-	-	146,355
Cash and short-term deposits	159,110	-	-	-	159,110
	316,776	-	-	-	316,776
Financial liabilities					
Trade and other payables	1,688,396	0	0	0	1,688,396
Loans and borrowings	1,926,862	-	-	-	1,926,862
	3,615,258	-	-	-	3,615,258

(ii) Price risk

The Company is exposed to equity securities price risk because of investments held by the company and classified in the statement of financial position as available-for-sale.

The company is also exposed to the commodity price risk of grains (maize, soya beans and wheat) due to seasonal trends and the availability of harvest produce. The Company does not hedge against this risk and no commodity exchange exists within Nigeria. There are operational controls in place to monitor qualities and to ensure that sufficient quantities are produced and stored in silos and warehouses in the harvest seasons for the gradual milling during the year. In case of local crop failure resulting in shortages, import action are undertaken in collaboration with Grand Cereals Limited which is also a subsidiary of UACN

(iii) Cash flow and fair value interest rate risk

The Company's interest rate risk arises from only short-term borrowings. Borrowings issued at variable rates expose the group to cash flow interest rate risk which is partially offset by cash held at variable rates. Borrowings issued at fixed rates expose the company to fair value interest rate risk. The boards of the company set its own borrowing limits under the parent company guidance.

	Weighted average Interest rate	31 March 2015		Non-interest bearing
		Interest bearing Variable rate	Fixed rate	
Financial assets				
Available for sale investments		-	-	12,431
Trade and other receivables		-	-	263,981
Cash and bank balances		-	-	47,896
Short-term deposits	20	-	-	-
		-	-	324,308
Financial liabilities				
Trade and other payables		-	-	1,046,331
Loans and borrowings	25		2,478,817	-
		-	2,478,817	1,046,331
31 December 2014				
	Weighted average Interest rate	Interest bearing Variable rate	Fixed rate	Non-interest bearing
Financial assets				
Available for sale investments		-	-	11,311
Trade and other receivables		-	-	146,355
Cash and bank balances		-	-	159,110
		-	-	316,776
Financial liabilities				
Loans and borrowings	25	-	1,926,862	-
Trade and other payables		-	-	1,688,396
		-	1,926,862	1,688,396

(b) Credit risk

Credit risk is monitored and managed by the credit committee on weekly basis. The credit committee analyses the credit risk for each of the new customer before standard payment and delivery terms and conditions are offered

Credit risk arises from cash and cash equivalents, accounts receivable and deposits with banks and financial institutions.

For banks and financial institutions, the Company utilises institutions that have manageable reputational risk but do not strictly monitor their formal ratings. In addition the group monitors its exposures with individual institutions and has internal limits to control maximum exposures. The Company does not maintain a minimum threshold for its investments based on credit rating. When considering investments the Company compares the risk exposure to the returns provided by the institution.

Credit terms are set with customers based on past experiences, payment history and reputation of the customers are short term, typically 14 days.

Concentration of credit risk

	31 March 2015			
	Total gross amount	Fully performing	Past due but not impaired	Impaired
Trade receivables	218,621	161,747	11,122	45,753
Receivables from group Companies	-	-	-	-
Other receivables	-	-	-	-
Advances to staff	-	-	-	-
Cash and bank balances	47,896	47,896	-	-
Short term deposits	-	-	-	-
	266,517	209,643	11,122	45,753

	31 December 2014			
	Total gross amount	Fully performing	Past due but not impaired	Impaired
Trade receivables	101,559	48,315	7,491	45,753
Receivables from group Companies	-	-	-	-
Other receivables	-	-	-	-
Advances to staff	-	-	-	-
Cash and bank balances	47,896	47,896	-	-
Short term deposits	-	-	-	-
	149,455	96,212	7,491	45,753

Details of the credit quality of performing assets are as follows:

Counterparties without external credit ratings

	31 December 2014	31 December 2013
	N'000	N'000
Trade receivables		
Group 1	-	-
Group 2	-	-
Group 3	218,621	69,348
	218,621	69,348

The Company defines the ratings as follows:

Group 1 - These are balances with Blue Chip, Listed and other large entities with a low chance of default.

Group 2 - These are balances with small - medium sized entities with no history of defaults

Group 3 - These are balances with small - medium sized entities with a history of defaults or late payments.

Counterparties with external credit ratings

	2014 N'000	2013 N'000
<u>Cash and cash equivalents</u>	47,896	307,936

External ratings were based on ratings according to Fitch Rating and Agosto & Co.

The Directors have assessed that there are no increased risk to the Company's cash and short term deposits with banks that are rated less than an A as they have done proper due diligence on these institutions and continuously monitor their performance. Also deposit with banks are insured by the Nigerian Deposit Insurance Corporation.

Details of the past due but not impaired assets are as follows:

	2014 N'000	2013 N'000
<u>Trade receivables</u>		
Past due by 1-30 days	7,668	6,666
Past due by 31-60 days	-	-
	<u>7,668</u>	<u>6,666</u>

Details of the impaired assets are as follows:

	2014 N'000	2013 N'000
<u>Trade receivables</u>		
Past due by 1-60 days	-	-
Past due by 61-180 days	-	-
Past due > 180 days	45,753	49,073
	<u>45,936</u>	<u>49,073</u>

Reconciliation of the provision for impairment:

	2014 N'000	2013 N'000
<u>Trade receivables</u>		
At 1 January	45,936	49,073
Provision for receivables impairment	(183)	(3,137)
Receivables written off during the year	-	-
At 31 December	<u>45,753</u>	<u>45,936</u>

(c) Liquidity risk

Cash flow forecasting is performed on quarterly basis and monitor by the Company to ensure it has sufficient cash to meet operational needs. The Company also ensures that at all times it does not breach borrowing limits or covenants (where applicable) on any of its borrowing facilities.

The table below analyses the Company's financial liabilities into relevant maturity groupings based on the remaining period at the date of statement of financial position to the contractual maturity date. The amounts disclosed in the table are the contractual undiscounted cash flows.

LIVESTOCK FEEDS PLC
 FINANCIAL STATEMENTS, 31 DECEMBER 2014
 NOTES TO THE FINANCIAL STATEMENTS (CONT'D)

At 31st December 2014	Between 3			
	Less than 3 months	months and 1 year	Between 1 and 5 years	Over 5 years
Loans and borrowings		2,478,817		
Finance lease liabilities	-	-	-	-
Trade and other payables	529,286	517,045	-	-
	529,286	2,995,862	-	-

At 31 December 2013	Between 3			
	Less than 3 months	months and 1 year	Between 1 and 5 years	Over 5 years
Loans and borrowings	-	869,147	-	-
Finance lease liabilities	-	-	-	-
Trade and other payables	923,987	-	-	-
	923,987	869,147	-	-

Capital risk management

The Company's objectives when managing capital are to safeguard the Company's ability to continue as a going concern in order to provide returns for shareholders and benefits for other stakeholders and to maintain an optimal capital structure to reduce the cost of capital.

The Company currently wholly equity financed and has no interest bearing debt in its capital structure

	2014 N'000	2013 N'000
Interest bearing debt	-	-
Total equity	1,000,000	1,000,000
Total capital	1,000,000	1,000,000

Gearing ratio

-

Fair value estimation

The table below analyses financial instruments carried at fair value, by valuation method.

The different levels have been defined as follows:

Level 1 - Quoted prices (unadjusted) in active markets for identical assets or liabilities

Level 2 - Inputs other than quoted prices included within level 1 that are observable for the asset or liabilities, either directly (that is, as prices) or indirectly (that is, as prices) or indirectly (that is, derived from prices).

Level 3 - Inputs for the asset or liability that are not based on observable market data (that is, unobservable inputs).

The following table presents the Company's assets and liabilities that are measured at fair value at 31 December 2014.

	Level 1	Level 2	Level 3
Assets			
Available-for-sale financial assets			
- Equity securities	12,431	-	-
Total assets	12,431	-	-

The following table presents the Company's assets and liabilities that are measured at fair value at 31 December 2013.

	Level 1	Level 2	Level 3
Assets			
Available-for-sale financial assets			
- Equity securities	17,963	-	-
Total assets	17,963	-	-

The fair value of financial instruments traded in active markets is based on quoted market prices at the balance sheet date. A market is regarded as active if quoted prices are readily and regularly available from an exchange, dealer, broker, industry group, pricing service, or regulatory agency, and those prices represent actual and regularly occurring market transactions on an arm's length basis. The quoted market price used for financial assets held by the Company is the current bid price.

Financial instruments by category

	31 December 2014			
	Fair value through profit or loss N'000	Available for sale N'000	Loans and receivables N'000	Other financial liabilities N'000
Financial assets				
Available for sale investments	-	12,431	-	-
Trade and other receivables	-	-	146,355	-
Financial instruments at fair value through profit	-	-	-	-
Cash and short-term deposits	-	-	47,896	-
	-	12,431	194,251	-
Financial liabilities				
Trade and other payables	-	-	-	1,046,331
Loans and borrowings	-	-	-	2,478,817
	-	-	-	3,525,148

	31 December 2013			
	Fair value through profit or loss N'000	Available for sale N'000	Loans and receivables N'000	Other financial liabilities N'000
Financial assets				
Available for sale investments	-	17,963	-	-
Trade and other receivables	-	-	725,604	-
Financial instruments at fair value through profit	-	-	-	-
Cash and short-term deposits	-	-	307,936	-
	-	17,963	1,033,540	-
Financial liabilities				
Trade and other payables	-	-	-	923,987
Loans and borrowings	-	-	-	869,147
	-	-	-	1,793,134